

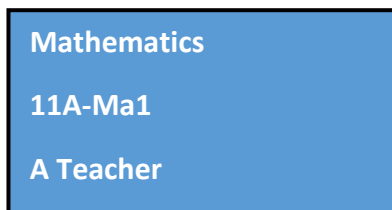
Understanding Ruler

Contents

What do the codes for the Student Classes mean?.....	1
Homework.....	1
Attendance.....	2
The attendance codes we use are as follows:	2
Attainment	3
Behaviour	5
We award achievement points for the following positive behaviours:.....	5

What do the codes for the Student Classes mean?

When you log on to Ruler and you see your son's/daughter's classes it will look like the example below:



The top line shows the subject. On the second line is the class code, this is made up of the year group and the banding (A, B or C) followed by the class number. So for the example above, this student is in year 11 A band and is in class number 1. The teacher's name is given on the last line.

If you wish to contact your child's teacher please do so through the usual channels either by writing a note in their planner, by contacting the year lead or alternatively emailing office@bourneacademy.org

Homework

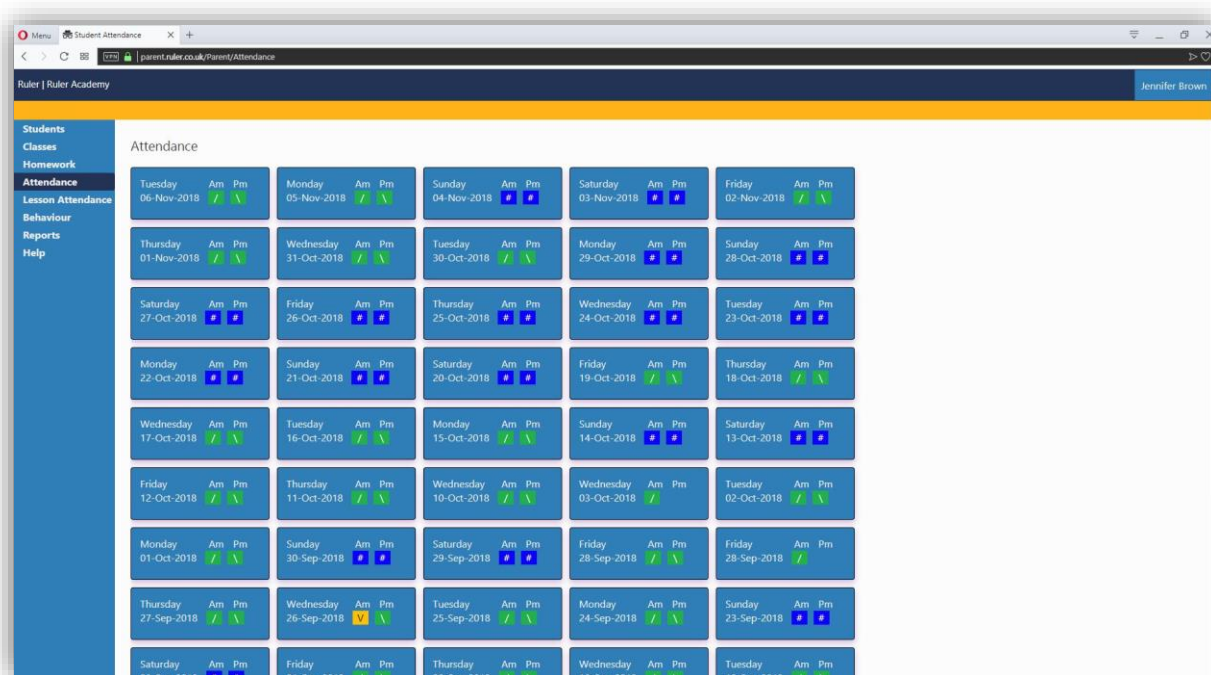
Students are responsible for logging on to Ruler and checking what homework they have to complete. Once they have done their homework they must click on the **complete button** otherwise it will show as being an outstanding piece of work.

Homework	Class	Status	Type	Location	Submit	Assigned	Due	Submitted	Completed
C8 Booklet	11A-Sc1	● Completed	Course	Home	None	09-Nov-2018	16-Nov-2018	16-Nov-2018	16-Nov-2018
C8 Separation Methods	11A-Sc1	● Completed	Pod & Wkst	Home	None	02-Nov-2018	07-Nov-2018	08-Nov-2018	16-Nov-2018
B8 Cycling materials quiz	11A-Sc1	● Completed	Course	Home	None	12-Oct-2018	19-Oct-2018	18-Oct-2018	19-Oct-2018
B8 Short qu1	11A-Sc1	● Completed	Course	Home	None	05-Oct-2018	10-Oct-2018	16-Oct-2018	16-Oct-2018
P6.9 Gamma rays quiz	11A-Sc1	● Completed	Quiz	Home	none	19-Sep-2018	26-Sep-2018	26-Sep-2018	26-Sep-2018

You will be able to see if your child has done this as a red dot will appear by their completed homework as in the example below.

Attendance

Your child's attendance record is updated overnight so will only show historical attendance. The attendance screen looks like the one shown below:



The attendance codes we use are as follows:

/	Present (AM)	N	No reason yet provided for absence
\	Present (PM)	O	Unauthorised circumstances
B	Educated off site	P	Approved sporting activity
C	Absent – authorised circumstances	Q	In an exam
D	Dual registration	R	Religious observance
E	Excluded	S	Study leave
G	Family holiday (Not agreed)	T	Traveller absence
H	Annual family holiday (agreed)	U	Late (after registers closed)
I	illness (not medical or dental)	V	Educational Visit
J	Interview	W	Work experience
L	Late (before register closed)	\$	SRU, SS2, MED, MEETING, YL
M	Medical / dental appointment	-	No mark recorded

Attainment

You will still be receiving regular AOL (Assessment of Learning) reports from the school and you will now also be able to see these reports on Ruler. These will be published 3 times per year for Years 7 – 10 (and Years 12 & 13 For BA) and 4 times per year in Year 11.

You will be able to access these through the reports section which looks like the screen below.



Clicking on the name or the yellow folder icon will take your child's report.

At Key stage 3 we report on progress as related to your Child's flightpath. This will be one of the following symbols:

++	Working above the target range
+	On Target: working towards the top of the target range
=	On Target: working towards the middle of the target range
-	On Target: working towards the bottom of the target range
--	Working below the target range

At Key stage 4 the reported grades will be in one of 2 formats depending on the course taken. This will either be a 1-9 GCSE grade or a BTEC grade which will be a Pass, Merit or Distinction. These are further divided using a number from 1 to 3. 1 being working at the top of this grade, 2 being secure and 3 being working at the lower end of the grade.

PROJECTED GRADE		ATTITUDE TO LEARNING	
Above Target		O	Outstanding
On Target		G	Good
-1 Grade		RI	Requires Improvement
-2 or more Grades		U	Unsatisfactory

Forecast Fine Grades
<p>We will assess students using fine grades 5u (upper), 5m (middle), 5l (lower) towards the end of Year 10 and for all of Year 11, in order to target intervention and inform students/parents of progress in each subject.</p>

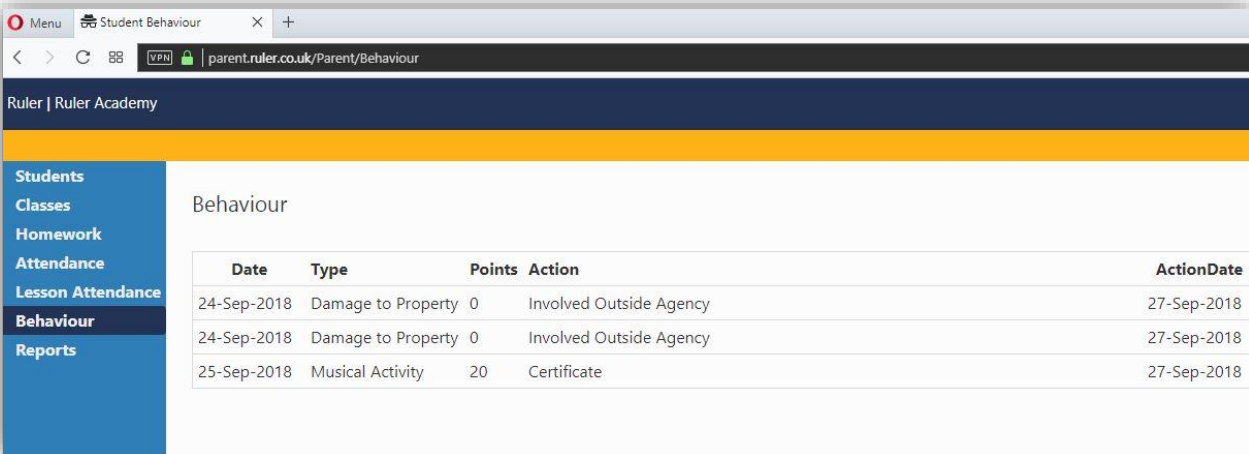
For Combined Science please note that your child will receive 2 GCSEs and these grades are reported on a 19 point scale ranging from U to 9-9. If you would like to find out more about this grading system you can find information on the AQA website at: [GCSE Combined Science: new grading system](#)

In all key stages your child's Attitude to Learning (ATL) is reported using the codes described below.

Colour Key to Grades			
Exceeding expected standards	Working at expected standards	Working below expected standards	Working well below expected standards
Key to Attitude To Learning Grades			
O - Outstanding	G - Good	RI - Requires Improvement	I - Inadequate A - Attendance Issue

Behaviour

Achievement and negative behaviour are recorded under the Behaviour tab. This looks like the example below.



The screenshot shows a web browser window with the URL parent.ruler.co.uk/Parent/Behaviour. The page title is "Ruler | Ruler Academy". On the left is a navigation menu with items: Students, Classes, Homework, Attendance, Lesson Attendance, Behaviour (highlighted), and Reports. The main content area is titled "Behaviour" and contains a table with the following data:

Date	Type	Points	Action	ActionDate
24-Sep-2018	Damage to Property	0	Involved Outside Agency	27-Sep-2018
24-Sep-2018	Damage to Property	0	Involved Outside Agency	27-Sep-2018
25-Sep-2018	Musical Activity	20	Certificate	27-Sep-2018

We award achievement points for the following positive behaviours:

- Academic achievement in a test or coursework
- Best in Class
- Consistent Good Performance
- Excellent Effort
- Excellent Homework
- Extra-Curricular Attendance
- Good Achievement
- Good Attitude
- Good Effort
- Green Stamp
- Helping in the community
- KS4 IYG
- Love of reading
- Outstanding Work
- Reception Monitor
- Represented the Academy
- School Ambassador
- SMSC Programme
- Student of the Week

Please note that the log date is when the incident was recorded onto our school system and not necessarily when the incident occurred.

If you have any questions about your child's behaviour then please contact their head of year.